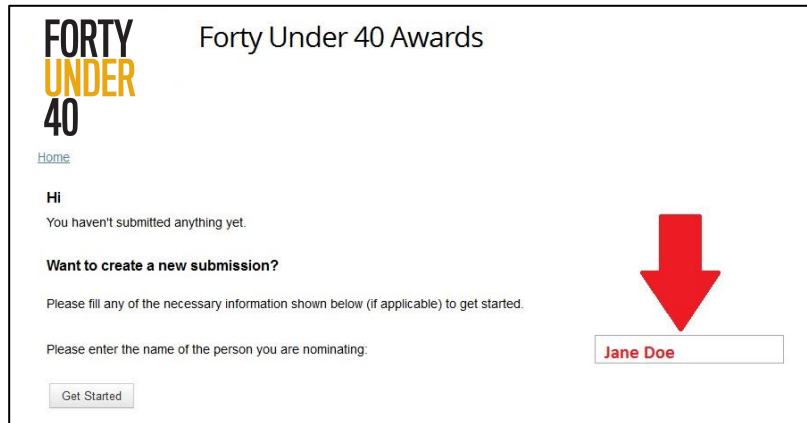


FORTY UNDER 40

How to nominate multiple people

Register on the Forty Under 40 nomination site. The first page will ask you to enter the name of the person you are nominating for the award. Type the name of the person in the box provided. (Please note only ONE name can be submitted per application. If two names are submitted on the same application, the nomination will be rejected.)

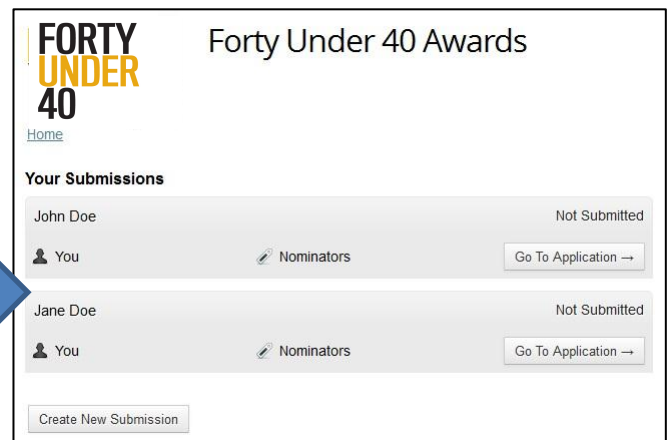
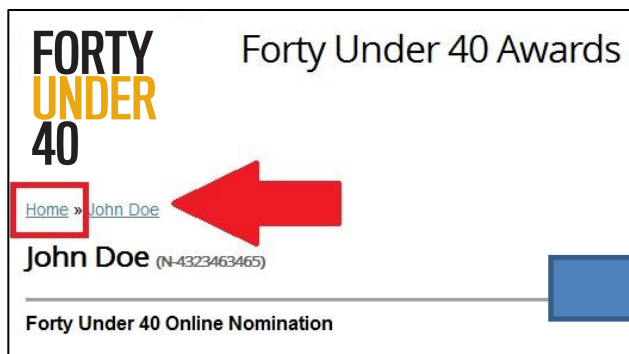
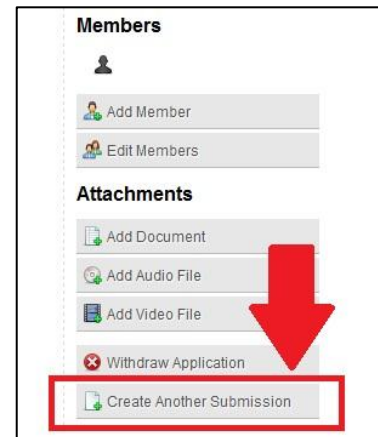


Click on the “Get Started” button at the bottom of the page. This will automatically take you to the nomination form for the person you are entering. Any information provided from this point forward is for that person only. (In this case, the nomination is for Jane Doe.)

To start a SECOND nomination while in your first nomination form (Jane Doe), look at the options provided at the bottom right hand side of the screen.

Click on the “Create Another Submission” button. This will automatically open a new screen to enter the name of the new person you wish you nominate (John Doe).

At any point in time, you can click on the “Home” button in the upper left hand side of the screen to view and access all the nominations you have started. (You can also start a new nomination from the home screen.)



Enter in information for each nominee in their respective nomination forms. If at any point you have questions, please contact info@ottawabusinessesevents.ca.